

Room setup

Description

Theater style seating accommodates the largest number of people per area. Although this room setup is ideal for keynote speeches, it will work for seminars when room space is at a premium, but note taking can be difficult and uncomfortable.

Group size

100 +

Audio / Visual - Suggested

Chris's mic: wireless lavalier








Extra mics: Q&A hand-held and Chair / MC

Sound speakers: set up on stands

LCD Projector: place on a cart or table with room for a computer

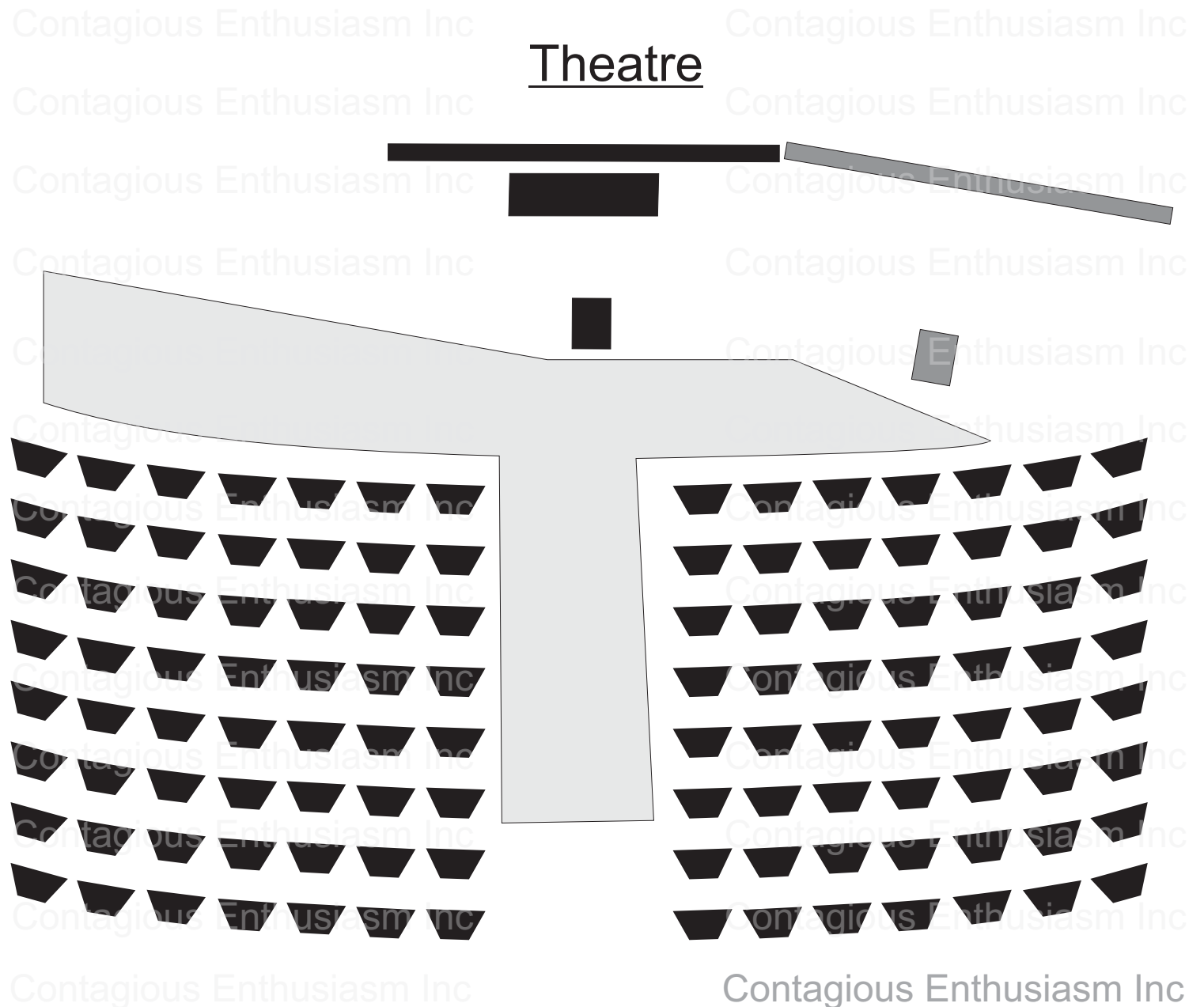
Remote mouse: to advance power point slides

Legend

Chair	
Primary Screen	
Primary LCD projector	
Secondary Screen	
Secondary LCD projector	
Speaker area	
Table	

Room setup for Chris Scappatura of Contagious Enthusiasm Inc.

If you have any questions please contact Elisabeth at elisabeth@contagiousenthusiasm.com



Room setup

Description

Classroom style seating is ideal for a seminar or workshop. In the “small classroom” table depths can range from 18” up to 32”. Note taking or workbook viewing is easy and comfortable.

Group size

8 - 100

Audio / Visual - Suggested

Chris’s mic: wireless lavalier








Extra mics: Q&A hand-held and Chair / MC

Sound speakers: set up on stands

LCD Projector: place on a cart or table with room for a computer

Remote mouse: to advance power point slides

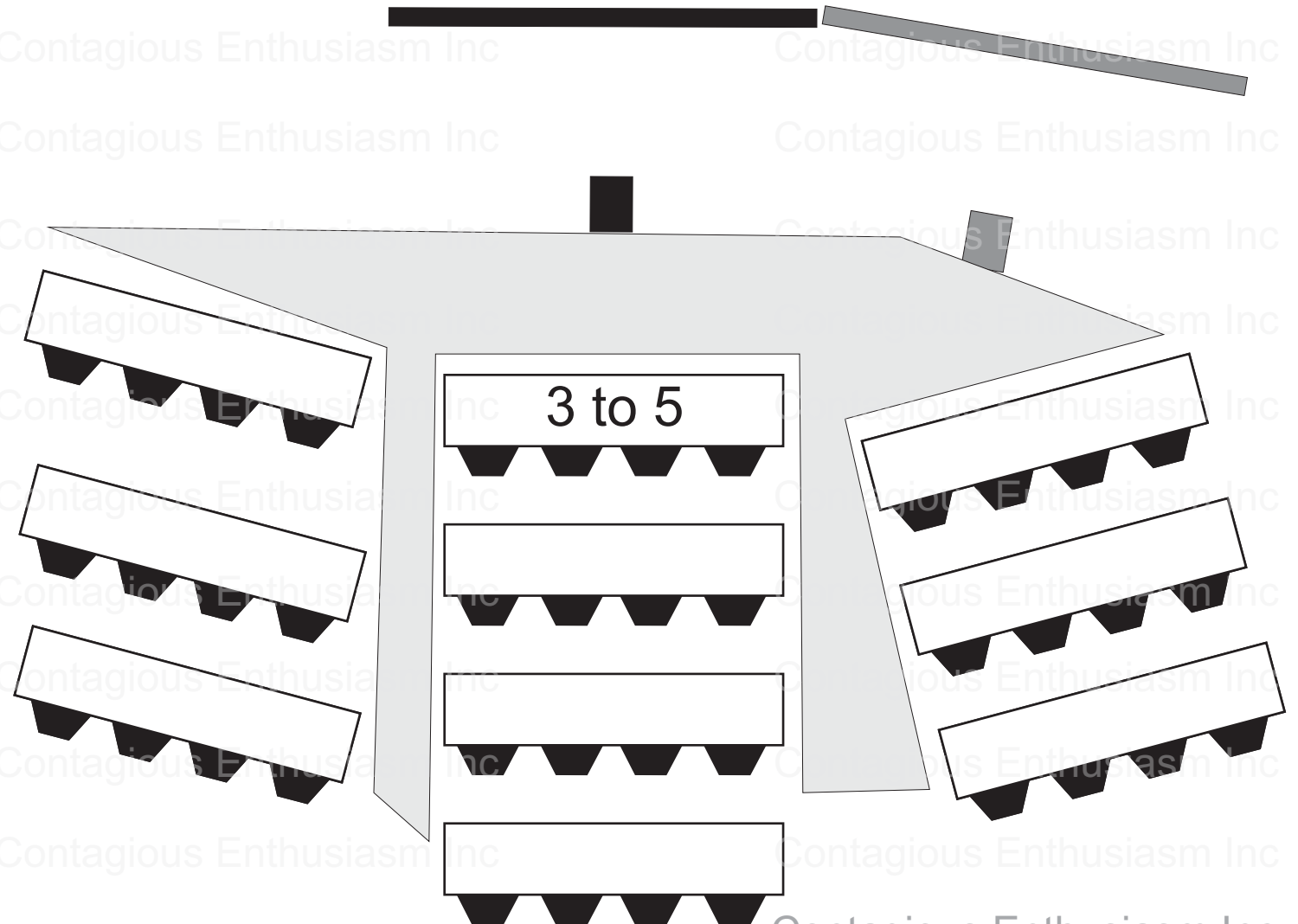
Legend

Chair	
Primary Screen	
Primary LCD projector	
Secondary Screen	
Secondary LCD projector	
Speaker area	
Table	

Room setup for Chris Scappatura of Contagious Enthusiasm Inc.

If you have any questions please contact Elisabeth at elisabeth@contagiousenthusiasm.com

Small Classroom



Contagious Enthusiasm Inc

Copyright 2026

Room setup

Description

Classroom style seating is ideal for a seminar or workshop. In the “large classroom” table depths should be kept to a maximum of 18”. Note taking or workbook viewing is easy and comfortable.

Group size

60 or more

Audio / Visual - Suggested

Chris’s mic: wireless lavalier

Extra mics: Q&A hand-held and Chair / MC

Sound speakers: set up on stands

LCD Projector: place on a cart or table with room for a computer

Remote mouse: to advance power point slides

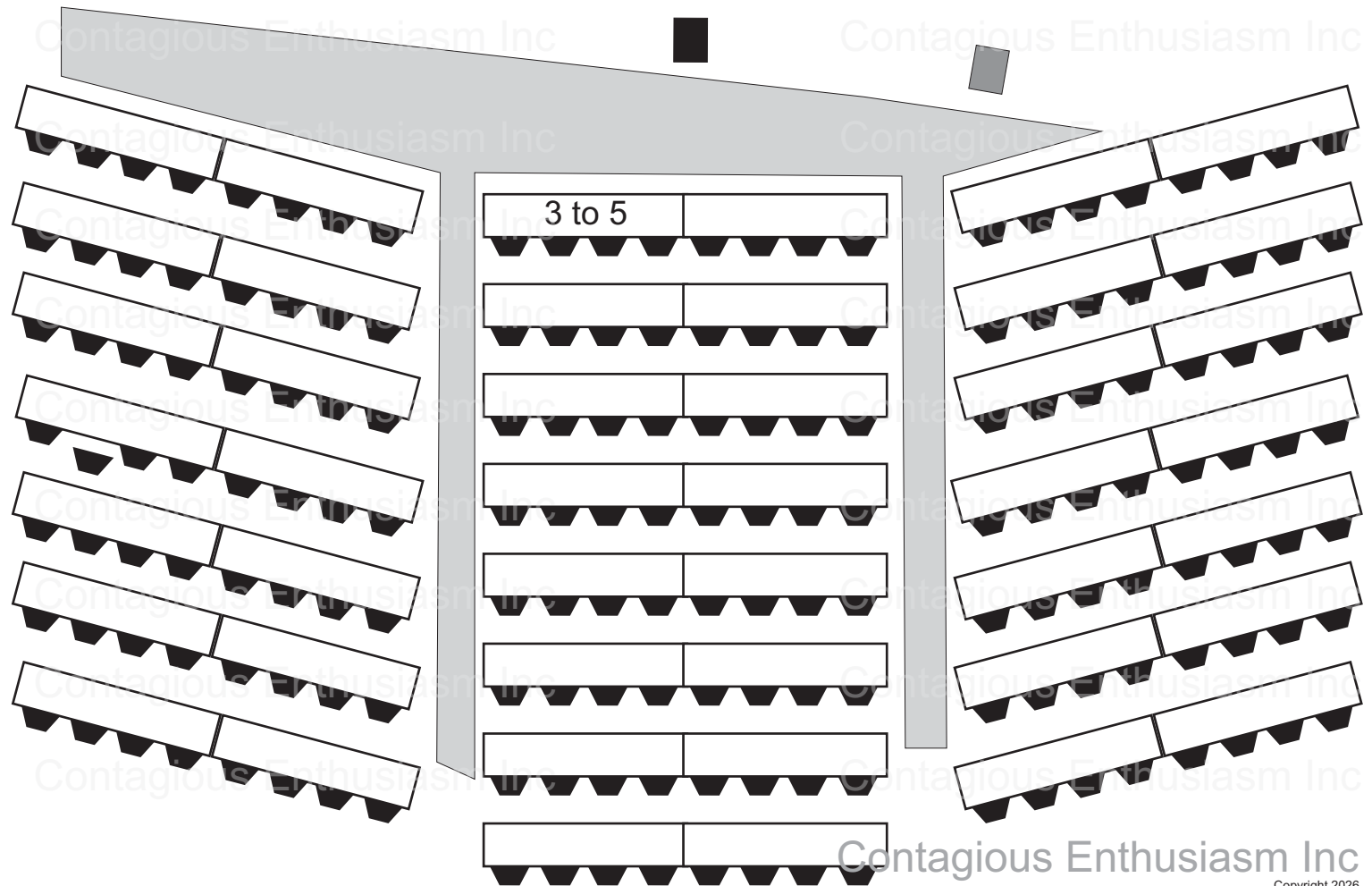
Legend

Chair	
Primary Screen	
Primary LCD projector	
Secondary Screen	
Secondary LCD projector	
Speaker area	
Table	

Room setup for Chris Scappatura of Contagious Enthusiasm Inc.

If you have any questions please contact Elisabeth at elisabeth@contagiousenthusiasm.com

Large Classroom



Room setup

Description

Crescent table style seating is ideal for a seminar or workshop. It creates a more engaging table group environment for sharing (*when instructed by Chris*) Chairs should be placed facing the stage to optimize comfort and viewing.

Group size

30 or more

Audio / Visual - Suggested

Chris's mic: wireless lavalier

Extra mics: Q&A hand-held and Chair / MC

Sound speakers: set up on stands

LCD Projector: place on a cart or table with room for a computer

Remote mouse: to advance power point slides

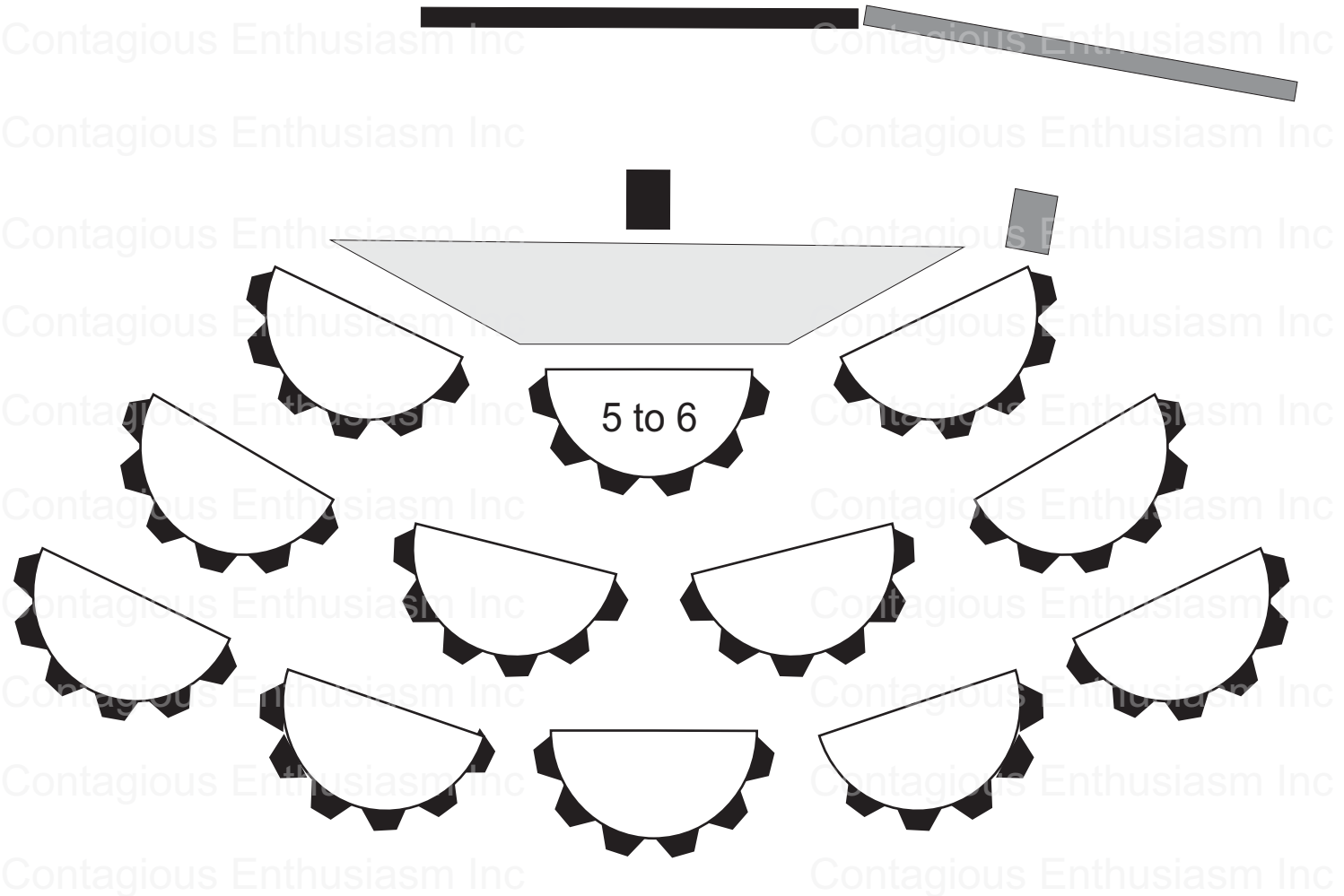
Legend

Chair	
Primary Screen	
Primary LCD projector	
Secondary Screen	
Secondary LCD projector	
Speaker area	
Table	

Room setup for Chris Scappatura of Contagious Enthusiasm Inc.

If you have any questions please contact Elisabeth at elisabeth@contagiousenthusiasm.com

Crescent tables



Contagious Enthusiasm Inc

Copyright 2026

Room setup

Description

This setup is ideal for a seminar or workshop (also in conjunction with a meal.) Chairs should be placed facing the stage to optimize comfort. (This setup may be prepared after the meal is completed and the dishes are removed.)

Group size

30 or more

Audio / Visual - Suggested

Chris's mic: wireless lavalier

Extra mics: Q&A hand-held and Chair / MC

Sound speakers: set up on stands

LCD Projector: place on a cart or table with room for a computer

Remote mouse: to advance power point slides

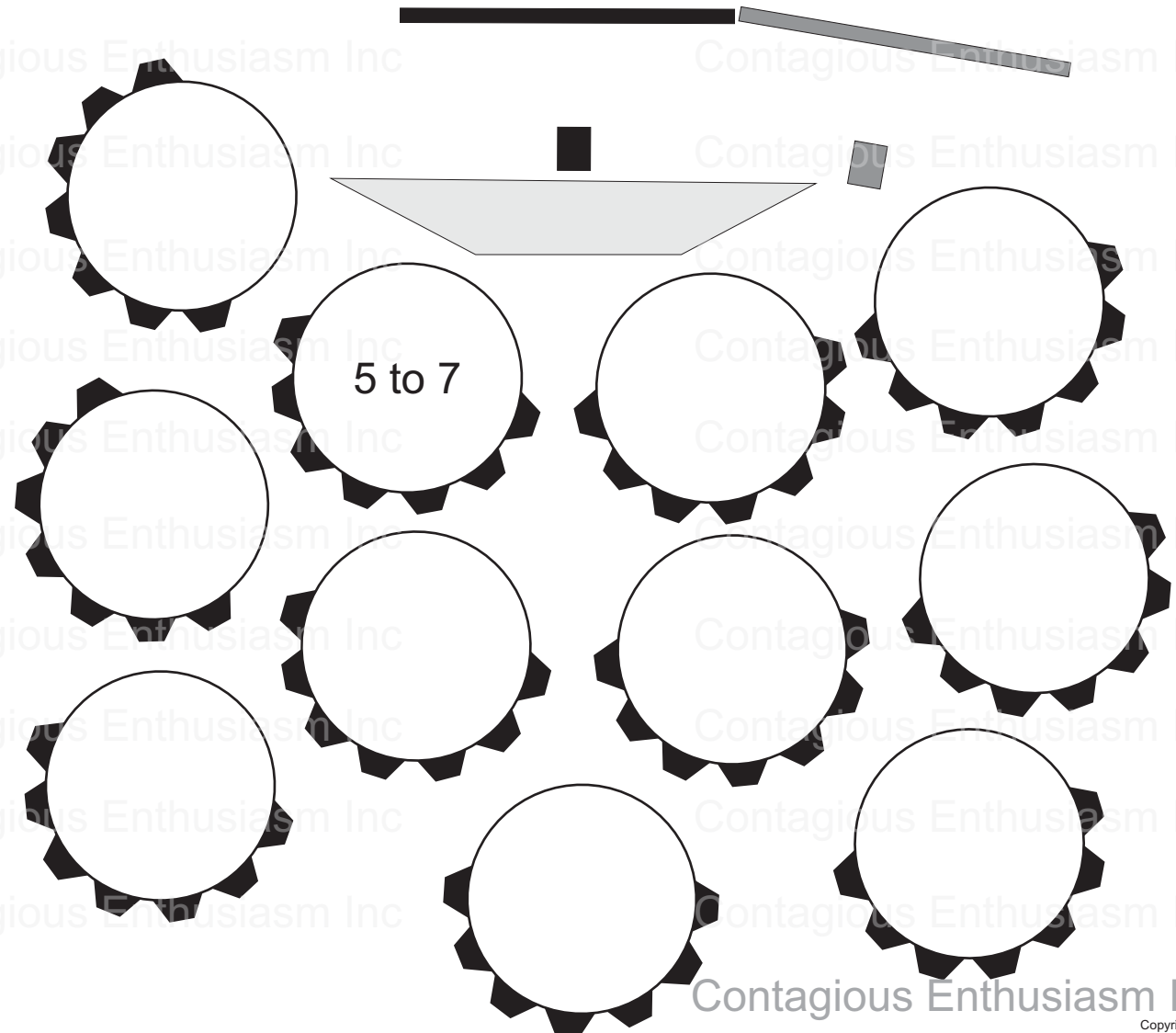
Legend

Chair	
Primary Screen	
Primary LCD projector	
Secondary Screen	
Secondary LCD projector	
Speaker area	
Table	

Room setup for Chris Scappatura of Contagious Enthusiasm Inc.

If you have any questions please contact Elisabeth at elisabeth@contagiousenthusiasm.com

Round tables with crescent seating



Contagious Enthusiasm Inc

Copyright 2026